



CHAPTER 13

Modals, Part 2: Advice, Necessity, Requests, Suggestions

◇ PRACTICE 1. SHOULD. (Chart 13-1)

Directions: Create your own chart by completing each sentence with the correct form of **should + study**.


1. Mrs. Wang should study more.
2. He _____ more.
3. We _____ more.
4. You _____ more.
5. She _____ more.
6. They _____ more.
7. Nick _____ more.
8. I _____ more.
9. The students _____ more.

◇ PRACTICE 2. SHOULD. (Chart 13-1)

Directions: Complete the sentences with **should** or **shouldn't**.

Sami wants to be on his high school soccer team.

1. He should practice kicking a ball with his friends.
2. He _____ exercise a lot.
3. He _____ smoke cigarettes.
4. He _____ stop doing homework so he has more time for soccer.
5. He _____ practice running fast.
6. He _____ watch famous soccer games.
7. He _____ eat a lot of snack foods.



◇ PRACTICE 3. SHOULD. (Chart 13-1)

Directions: Write sentences with *should* or *shouldn't*.

Rose gets failing grades in school. She wants to get better grades.

1. She doesn't do her homework.

She should do her homework.

2. She copies her roommate's homework.

She shouldn't copy her roommate's homework.

3. She doesn't study for her tests.

4. She stays up late.

5. She daydreams in class.

6. She is absent from class a lot.

7. She doesn't take notes during lectures.

8. She doesn't take her books to school.

◇ PRACTICE 4. SHOULD. (Chart 13-1)

Directions: Give advice. Use *should* or *shouldn't*.

1. Sara's bedroom is very messy. She can't find her clothes.

Sara should clean her room.

2. The Browns play loud music at night. It wakes up the neighbors.

The neighbors _____

3. Janet is a dance teacher. She has a backache.

Janet _____

4. Bill has a sore tooth. It began to hurt four weeks ago.

Bill _____

5. Ronnie isn't careful with his money. He spends too much and he's always broke.*

Ronnie _____

6. Mr. and Mrs. Brown are traveling to South America soon. They don't have visas.

They _____

◇ PRACTICE 5. HAVE TO/HAS TO. (Chart 13-2)

Directions: Create your own chart by completing each sentence with the correct form of *have to/has to + leave*.

- | | | |
|-----------------------|----------------------------------|-------|
| 1. I | _____ <i>have to leave</i> _____ | soon. |
| 2. We | _____ | soon. |
| 3. They | _____ | soon. |
| 4. You | _____ | soon. |
| 5. He | _____ | soon. |
| 6. She | _____ | soon. |
| 7. My parents (not) | _____ | soon. |
| 8. The children (not) | _____ | soon. |
| 9. Mark (not) | _____ | soon. |
| 10. Mark and I (not) | _____ | soon. |

◇ PRACTICE 6. HAVE TO/HAS TO. (Chart 13-2)

Directions: Complete the sentences with *has to* or *doesn't have to*.

Roger wants to be a children's doctor. What qualities does he have to have?

1. He _____ *has to* _____ be smart.
2. He _____ *doesn't have to* _____ be good-looking.
3. He _____ be patient.
4. He _____ speak several languages.
5. He _____ be athletic.
6. He _____ like children.
7. He _____ like working with sick people.

**broke* = have no money.

◇ PRACTICE 7. HAVE TO/HAS TO. (Chart 13-2)


Directions: Complete each sentence with *have to/has to* or *don't have to/doesn't have to*.

1. We have to leave now. Our class starts soon.
2. We _____ hurry. We're almost there.
3. A good teacher _____ begin on time.
4. The students _____ arrive on time. Late students get lower grades.
5. Students _____ arrive before 8:00. The school isn't open.
6. I _____ study hard. I want to go to medical school.
7. Jane _____ take difficult science classes. She wants to be an artist.
8. Teachers _____ correct a lot of homework. They collect it every day.
9. My teacher _____ correct a lot of papers. She has 50 students.
10. My friend's teacher has five students. She _____ correct a lot of papers.

◇ PRACTICE 8. HAD TO/DIDN'T HAVE TO. (Chart 13-2)

Directions: Complete each sentence with *had to* or *didn't have to*.

Mr. Napoli is retired now. For thirty years, he owned a successful bakery. His bakery opened at 5:00 A.M. and closed at 7:00 P.M. What did he have to or didn't have to do?



1. He had to work hard.
2. He _____ get up early.

3. His home was above the bakery. He _____ take the bus to work.
4. He _____ be friendly to his customers.
5. His wife took the children to school. He _____ take them.
6. He _____ work long hours.
7. His workers did the cleaning. He _____ clean up at night.
8. He _____ begin baking before 5:00 A.M.

◇ PRACTICE 9. HAD TO/DIDN'T HAVE TO. (Chart 13-2)

Directions: Complete each sentence with *had to* or *didn't have to*.

What did you have to do when you were a child?

1. I had to / didn't have to keep my bedroom clean.
2. I _____ cook dinner for my family.
3. I _____ make my lunch for school.
4. I _____ help my parents.
5. I _____ wash my own clothes.
6. I _____ be nice to my siblings (brothers and sisters).
7. I _____ feed the pets.
8. I _____ be polite to my parents.

◇ PRACTICE 10. SHOULD, HAVE TO, and DON'T HAVE TO. (Charts 13-1 and 13-2)

Directions: Complete each sentence with *should*, *have to*, or *don't have to*.


High school students in my country . . .

1. should / have to / don't have to work hard.
2. _____ go to school on Saturdays.
3. _____ stand up when the teacher comes in the room.
4. _____ clean the classroom after class.
5. _____ do homework every day.
6. _____ take extra classes after school or in the evening.

7. _____ memorize a lot of information.
8. _____ work together in small groups.
9. _____ be polite to other students.
10. _____ bring a dictionary to class.
11. _____ go to school on Saturdays.
12. _____ wear uniforms to school.

◇ PRACTICE 11. MUST/MUST NOT. (Chart 13-3)

Directions: Complete each sentence with *must* or *must not*.



SWIMMING POOL RULES

1. Swimmers must take a shower before entering the pool.
2. Small children _____ be with a parent.
3. Non-swimmers _____ go in the deep end of the pool.
4. Non-swimmers _____ wear lifejackets.
5. Swimmers _____ dive in the shallow* end of the pool.
6. Non-swimmers _____ jump off the diving board.

◇ PRACTICE 12. MUST/MUST NOT. (Chart 13-3)

Directions: Complete each sentence with *must* or *must not*.

Beth is going to have serious surgery. What is her doctor going to tell her after the surgery?

1. She must take her medicine.
2. She _____ go to work the next day.



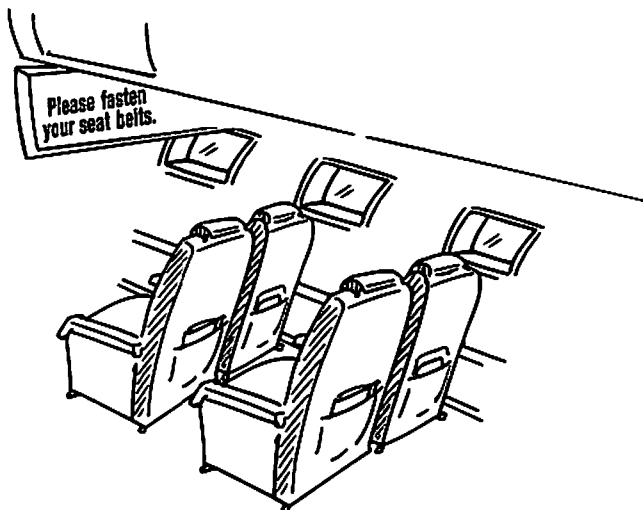
*shallow = opposite of deep.

3. She _____ rest.
4. She _____ lift heavy objects for several weeks.
5. She _____ call her doctor if she gets a fever.
6. She _____ stay quiet.

◇ PRACTICE 13. MUST/SHOULD. (Charts 13-1 and 13-3)

Directions: Complete each sentence with *must* or *should*.

1. You should make your bed every day. Your bedroom looks nicer when you make it.
2. You must wear a seat belt on an airplane when the seat belt sign is on.



3. You _____ have I.D. to get on an airplane. People without I.D. cannot get on the plane.
4. You _____ take vitamins every day. They may help you stay healthy.
5. You _____ obey the speed limit. If you drive too fast, you will get a ticket.
6. You _____ bring your dictionary to writing class, but if you don't, you can use the teacher's.
7. If you want to go to a top university, you _____ have good grades.
8. You _____ watch movies if you want to improve your English.
9. You _____ rest when you are tired.

◇ PRACTICE 14. MAY I, COULD I, CAN I. (Chart 13-4)

Directions: Make polite questions using *May I*, *Could I*, or *Can I*.

1. You are at a restaurant. Your coffee is cold. You want hot coffee.

May I / Could I / Can I have some hot coffee please?

2. You are in class. You want to look at your classmate's dictionary for a minute.

3. You are taking a test. You want to sharpen your pencil.

4. You are stuck in traffic with your friend. You want to borrow her cell phone.

5. You are in the library. You lost your library card. You need a new one.

◇ PRACTICE 15. COULD YOU/ WOULD YOU. (Chart 13-5)

Directions: Write polite questions with *Could you* or *Would you*.

1. You didn't hear your teacher's question. You want him/her to repeat it.

Could / Would you please repeat the question?

2. You are a parent. You want your teenager to clean his bedroom.

3. You are a teenager. You want your parent to give you some money for a movie.

4. You are at home. You want your roommate to turn down the TV.

5. You are at a restaurant. The server brings you cream for your coffee and it is sour. You want some fresh cream.

6. You are at a park with your friends. You want someone to take a picture of all of you. You ask a person nearby.

◇ PRACTICE 16. Imperative sentences. (Chart 13-6)

Directions: Underline the imperative verbs in the following conversations.

1. MICHELLE: May I come in?

PROFESSOR: Certainly. Come in. How can I help you?

MICHELLE: I need to ask you a question about yesterday's lecture.

PROFESSOR: Okay. What's the question?

2. STUDENT: Do we have any homework for tomorrow?

TEACHER: Yes. Read pages 24 through 36, and answer the questions on page 37, in writing.

STUDENT: Is that all?

TEACHER: Yes.

3. HEIDI: Please close the window, Mike. It's a little chilly in here.

MIKE: Okay. Is there anything else I can do for you before I leave?

HEIDI: Could you turn off the light in the kitchen?

MIKE: No problem. Anything else?


HEIDI: Ummm, please hand me the remote control for the TV. It's over there.

MIKE: Sure. Here.

HEIDI: Thanks.

MIKE: I'll stop by again tomorrow. Take care of yourself. Take good care of that broken leg.

HEIDI: Don't worry. I will. Thanks again.



◇ PRACTICE 17. Imperative sentences. (Chart 13-6)

Directions: Describe how to make popcorn. Put the sentences in the correct order.

MAKING POPCORN THE OLD-FASHIONED WAY

_____ Stop shaking the pan when the popcorn stops popping.

_____ Put the popcorn in a bowl.

_____ Shake the pan.

_____ Pour the popcorn into a bowl.

_____ Cover the pan with a lid.

_____ Pour melted butter over the popcorn.

_____ Heat the oil.

_____ 1 Put some oil in a pan.

_____ Salt the popcorn.

_____ Enjoy your snack!



◇ PRACTICE 18. Imperative sentences. (Chart 13-6)

Directions: Use imperative sentences to write what you should and shouldn't do at school.

✓ sit	copy	do	work	answer	✓ chew	talk
-------	------	----	------	--------	--------	------


SCHOOL RULES

1. Sit quietly in class.
2. Don't chew gum in class.
3. _____ to your friends when the teacher is talking.
4. _____ your homework.
5. _____ your classmates' homework.
6. _____ hard.
7. _____ the teacher's questions.

◇ PRACTICE 19. Imperative sentences. (Chart 13-6)

Directions: Use imperative sentences to write about what you should and shouldn't do.

ask	use	follow
turn off	✓ bring	download
✓ show	play	talk



COMPUTER LAB RULES AT SCHOOL.

1. Show your I.D. to the lab director when you enter the lab.
2. Don't bring food or drinks into the computer lab.
3. _____ the lab director's instructions.
4. _____ your cell phone.
5. _____ computer games.
6. _____ the computers for school work.

7. _____ in a quiet voice.
8. _____ the lab assistant for help if you are having trouble.
9. _____ music from the Internet.

◇ PRACTICE 20. Modal auxiliaries. (Chart 13-7)

Directions: Add **to** where necessary. If **to** is not necessary, write **Ø**.

1. The sky is dark. It is going _____ **to** _____ rain.
2. Would you please _____ speak more slowly?
3. You should _____ meet John. He's very interesting.
4. Do we have _____ have a test tomorrow?
5. Will you _____ join us for lunch?
6. Robert might not _____ work tomorrow. He doesn't feel well.
7. I'm not able _____ help you right now.
8. The neighbors shouldn't _____ have loud parties late at night.
9. We weren't able _____ use our e-mail yesterday.
10. Monica can't _____ talk much because she has a bad cough.

◇ PRACTICE 21. Modal review. (Chart 13-8)

Directions: Choose the sentence that is closest in meaning.

1. We must leave.
 - a. We should leave.
 - b. We have to leave.
 - c. We may leave.
2. I wasn't able to come.
 - a. I couldn't come.
 - b. I didn't have to come.
 - c. I shouldn't come.
3. Mrs. Jones will pick us up tomorrow.
 - a. Mrs. Jones may pick us up.
 - b. Mrs. Jones is going to pick us up.
 - c. Mrs. Jones could pick us up.
4. I'm not able to meet with you tomorrow.
 - a. I won't meet with you.
 - b. I don't have to meet with you.
 - c. I can't meet with you.

5. Would you close the door please?
 - a. Should you close the door?
 - b. Must you close the door?
 - c. Could you close the door?
6. You should take a break.
 - a. You have to take a break.
 - b. You might take a break.
 - c. It's a good idea for you to take a break.
7. Tom didn't have to work yesterday.
 - a. Tom didn't need to work yesterday.
 - b. Tom couldn't work yesterday.
 - c. Tom didn't want to work yesterday.
8. It might be stormy tomorrow.
 - a. It must be stormy tomorrow.
 - b. It may be stormy tomorrow.
 - c. It will be stormy tomorrow.



◇ PRACTICE 22. LET'S. (Chart 13-9)

Directions: Write a response with *Let's*.

1. A: 'The sun is shining. It's going to be a warm day.

B: Let's go to the park.

2. A: We worked hard today.

B: _____

3. A: Sandra's birthday is this weekend.

B: _____

4. A: Breakfast is ready.

B: _____

5. A: Mario's Pizzeria is having a special tonight: free pizza for kids.

B: _____

◇ PRACTICE 23. Chapter review.

Directions: Choose the correct completion for each sentence.

1. It's very late and I have to get up early. I _____ go to bed.

A. can

B. should

C. had to

2. We _____ up late last night. We had a lot of homework.

A. have to stay

B. had to stayed

C. had to stay

3. It's a beautiful day. Let's _____ to the beach.
A. going B. to go C. go
4. Please be quiet. I _____ the speaker very well.
A. can't hear B. am not hearing C. couldn't hear
5. It's hot in here. _____ the window please?
A. You will open B. Could you open C. Should you open
6. Excuse me. _____ me lift this box?
A. Would you help B. Would you to help C. Would you helping
7. _____ leave now? We're having so much fun.
A. Do we has to B. Are we have to C. Do we have to
8. Mia _____ pay for her groceries. She lost her wallet in the store.
A. wasn't able B. couldn't C. can't to
9. We're excited. It _____ snow tonight or tomorrow.
A. can B. must C. might
10. You _____ take this medicine. You are very, very sick.
A. must B. could C. might